



---

**Weir International, Inc.**  
Mining, Geology and Energy Consultants

Overview  
of the  
United States  
Industrial Minerals Industry

## Table of Contents

### **Production and Value**

- Industrial Minerals Production by Commodity (Millions of Tons) - 2007
- Industrial Minerals Value by Commodity (Billions of Dollars) - 2007
- Value of Mined Minerals - 2001 through 2007
- Value of Non-Fuel Mineral Production - Top Ten States - 2007
- Value of Aggregates Sold or Used by Producers - Top Ten States - 2007
- Industrial Minerals Average Sales Price (At Mill or Plant)
- Top Twenty-Five Industrial Mineral Mines and Quarries - 2006

### **Employees by Industry Segment**

- Employees by Industry Segment - 1997 through 2007

### **Top Ten States**

- Sand and Gravel Sold or Used by Producers - 2007
- Crushed Stone Sold or Used by Producers - 2007
- Aggregates Sold or Used by Producers - 2007

### **Historical Performance**

- Cement Production and Value - 1902 through 2007
- All Clay Production and Value - 1902 through 2007
- Crushed Stone Production and Value - 1902 through 2007
- Dimension Stone Production and Value - 1902 through 2007
- Lime Production and Value - 1902 through 2007
- Construction Sand and Gravel Production and Value - 1902 through 2007
- Industrial Sand and Gravel Production and Value - 1902 through 2007

### **Safety**

- Reportable Incidents by Industry Segment - 1997 through 2007
- Reportable Incidence Rate by Industry Segment - 1997 through 2007
- Top Five MSHA Citations Issued - 2007

### **Exhibit**

- Map of Aggregates Sold or Used by Producers by State (Thousand Tons) - 2007

#### Notes:

All quantities are expressed in short tons (2,000 pounds).

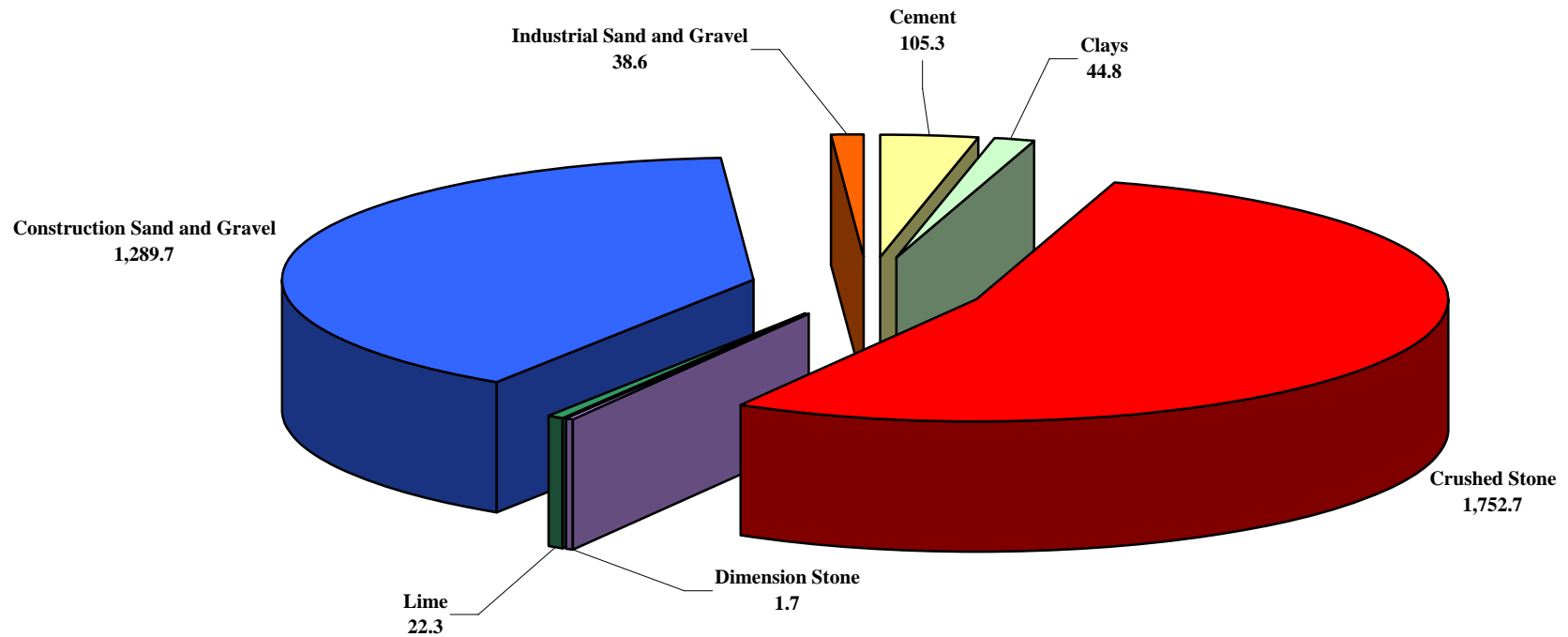
All sales prices are expressed in dollars per short ton.

#### Data sources:

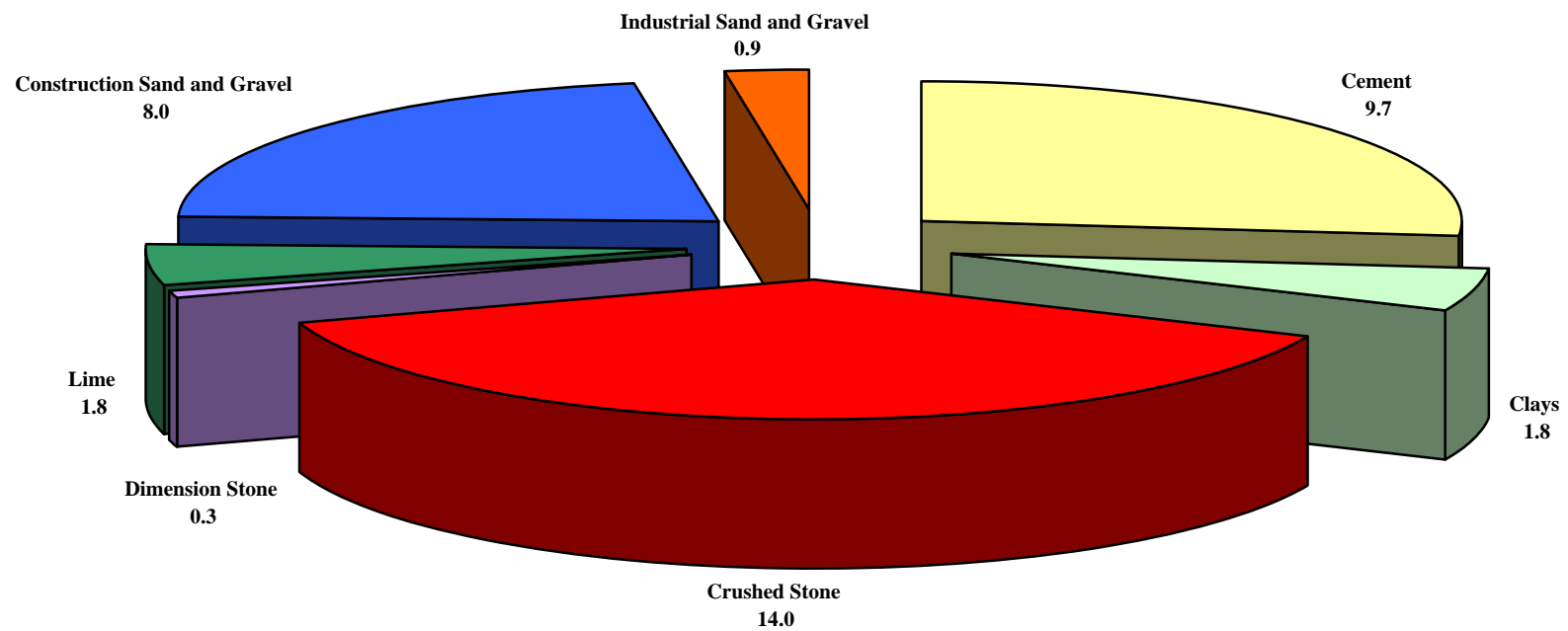
- United States Geological Survey (U.S. Geological Survey)
- United States Mine Safety and Health Administration

Data from the U.S. Geological Survey is current through the first three quarters and estimated for the fourth quarter.

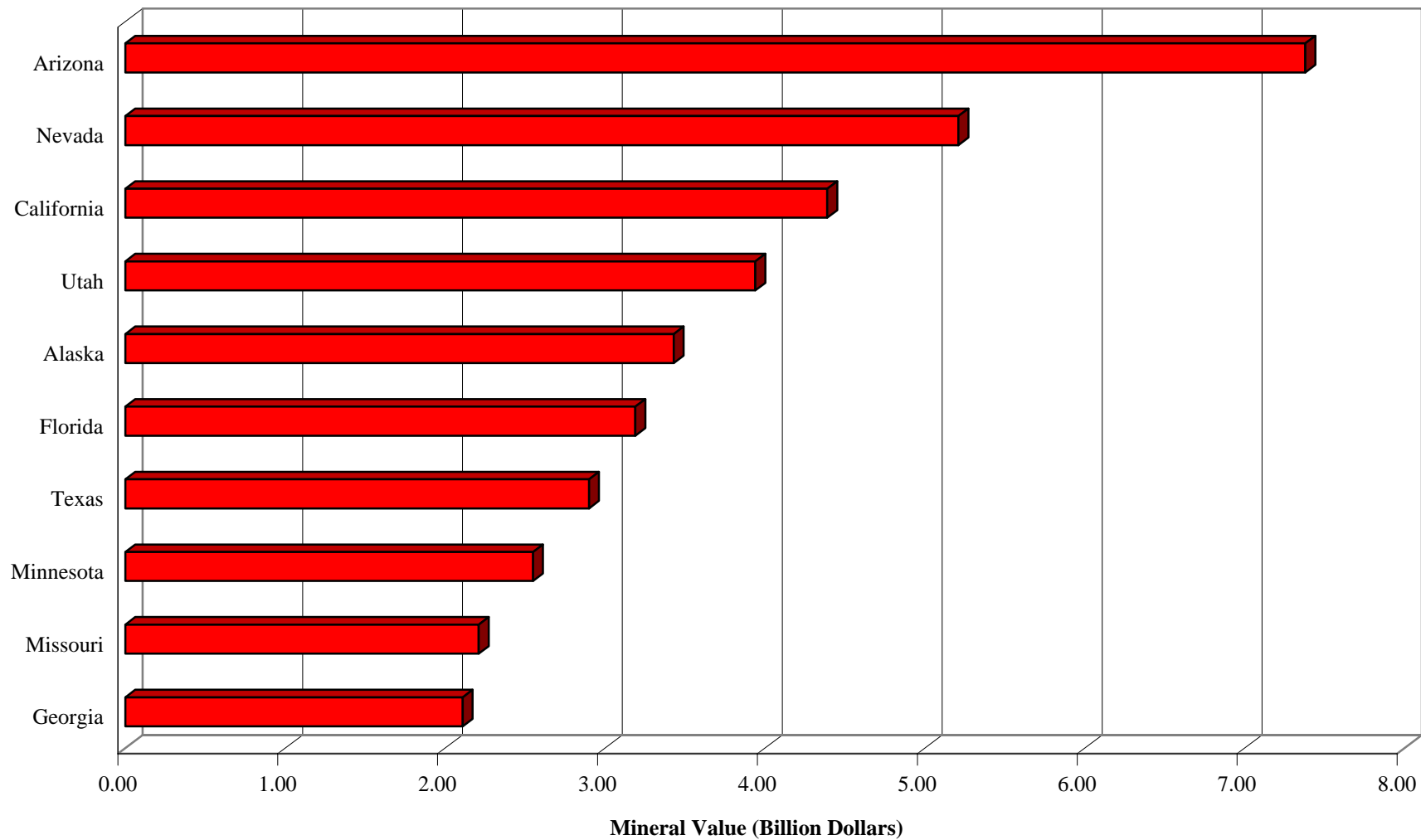
**Industrial Minerals Production by Commodity**  
**(Millions of Tons)**  
**2007**



**Industrial Minerals Value by Commodity**  
**(Billions of Dollars)**  
**2007**



**Value of Non-Fuel Mineral Production  
Top Ten States  
2007**





For a complete copy of Weir International, Inc.'s *Overview of the United States Industrial Minerals Industry* brochure, please contact us at [weir@weirintl.com](mailto:weir@weirintl.com).